

BOARD REPORT FOR DOWNTOWN MOBILE ALLIANCE



BID SERVICES 1ST QUARTER REPORT

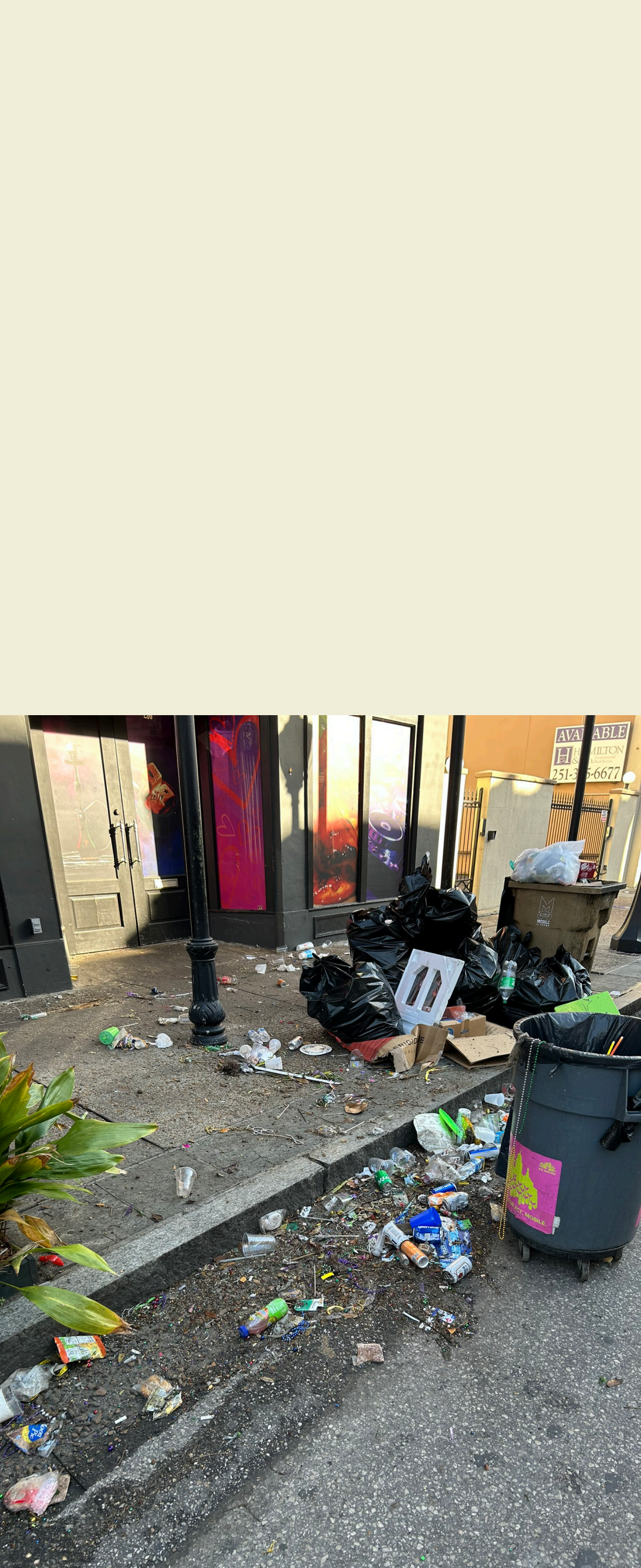
April 8, 2025,

Created by: Allie Barker



**Mardi Gras clean up
at its finest!!**





Before





After





STATS

January 2025 through April 2025


Activity	01/2025	02/2025	03/2025	04/2025	Total
Pan & Broom-Hours In Service	380	582	462	40	1464
Power Washing - Spot/Stain Removal	317	255	401	108	1081
Special Project (Hours)	244	199	309	24	776
Trash (Bags Collected)	210	1016	1186	47	2459

Pressure Washing




Before

After



Before



After

Highlights from the Quarter



Keeping those cans emptied during Mardi Gras.



John saves the day for this couple.



Ray pausing for a picture with a thankful business owner!

Downtown Mobile Mardis Gras

Ambassador Data, February 14 - March 5

20
days

12
Ambassadors

1.3 million
downtown
visitors

1,177
pedestrians
assisted

1,836
trash
bags
collected

85
special
project hours

9 battery
jumps
3 tires
inflated

690
pan &
broom
hours
logged

101 spots power
washed

THE TRIKE

